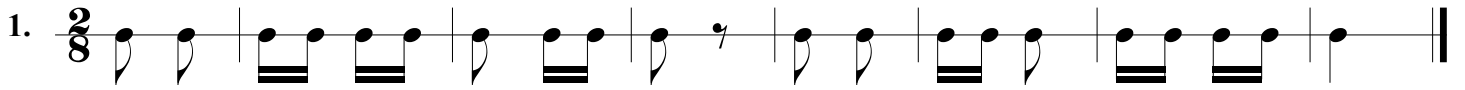
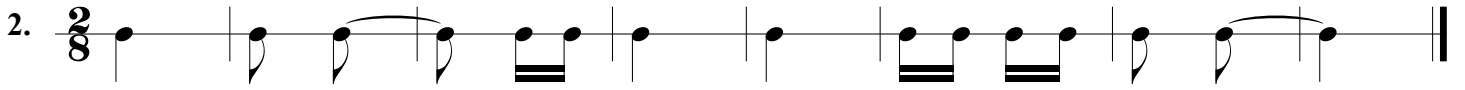


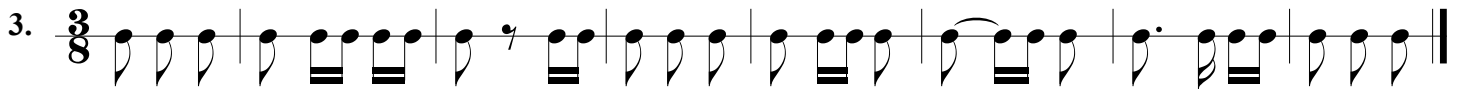
# Progressive Sight Singing

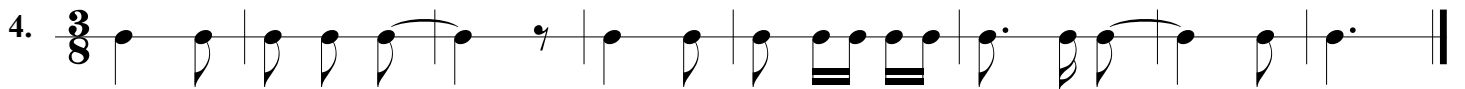
## Chapter 7

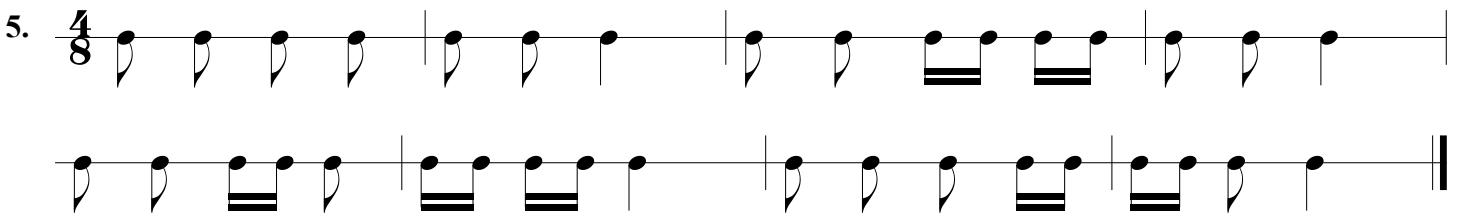
Carol J. Krueger

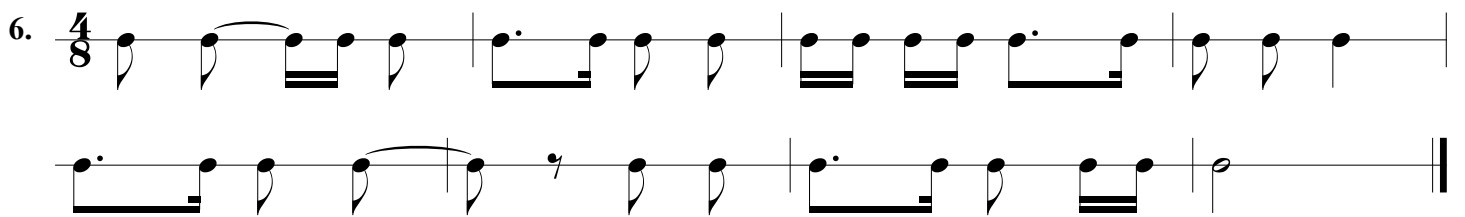
1.   
Exercise 1: 3/8 time signature. The melody consists of quarter notes and eighth notes. It starts with a quarter note, followed by a quarter note, then a pair of eighth notes, another pair of eighth notes, a quarter note, a quarter note, a pair of eighth notes, a pair of eighth notes, and finally a quarter note.


2.   
Exercise 2: 3/8 time signature. The melody consists of quarter notes and eighth notes. It starts with a quarter note, followed by a quarter note, then a pair of eighth notes with a slur, another pair of eighth notes, a quarter note, a quarter note, a pair of eighth notes, a pair of eighth notes, and finally a pair of eighth notes with a slur.

3.   
Exercise 3: 3/8 time signature. The melody consists of quarter notes and eighth notes. It starts with a quarter note, followed by a quarter note, then a pair of eighth notes, another pair of eighth notes, a quarter note, a quarter note, a pair of eighth notes, a pair of eighth notes, a pair of eighth notes with a slur, a pair of eighth notes with a slur, a quarter note, a pair of eighth notes, and finally a pair of eighth notes.

4.   
Exercise 4: 3/8 time signature. The melody consists of quarter notes and eighth notes. It starts with a quarter note, followed by a quarter note, then a pair of eighth notes with a slur, a quarter note, a quarter note, a pair of eighth notes, a pair of eighth notes, a pair of eighth notes with a slur, a pair of eighth notes with a slur, a quarter note, and finally a quarter note.

5.   
Exercise 5: 4/8 time signature. The melody consists of quarter notes and eighth notes. It starts with a quarter note, followed by a quarter note, then a pair of eighth notes, another pair of eighth notes, a quarter note, a quarter note, a pair of eighth notes, a pair of eighth notes, a quarter note, a quarter note, a pair of eighth notes, a pair of eighth notes, and finally a quarter note.

6.   
Exercise 6: 4/8 time signature. The melody consists of quarter notes and eighth notes. It starts with a quarter note, followed by a pair of eighth notes with a slur, a pair of eighth notes, a quarter note, a quarter note, a pair of eighth notes, a pair of eighth notes, a quarter note, a quarter note, a pair of eighth notes, a pair of eighth notes, a quarter note, a quarter note, a pair of eighth notes, a pair of eighth notes, a quarter note, a quarter note, a pair of eighth notes, a pair of eighth notes, and finally a quarter note.

7.   
Exercise 7: 4/8 time signature. The melody consists of quarter notes and eighth notes. It starts with a quarter note, followed by a quarter note, then a pair of eighth notes, another pair of eighth notes, a quarter note, a quarter note, a pair of eighth notes, a pair of eighth notes, a quarter note, a quarter note, a pair of eighth notes, a pair of eighth notes, a quarter note, a quarter note, a pair of eighth notes, a pair of eighth notes, a quarter note, a quarter note, a pair of eighth notes, a pair of eighth notes, and finally a quarter note.

8.  $\frac{4}{8}$

## Two-Part Exercises

9.  $\frac{3}{8}$

10.  $\frac{4}{8}$

11.  $\frac{3}{8}$

12.  $\frac{4}{8}$