

Practice Case: Larry

Larry completed the MMPI-2 as part of the admission process at a psychiatric inpatient unit. He recently had been discharged from the Army because of psychiatric problems and was transferred to the hospital for treatment.

Larry is a 20-year-old White man who graduated from high school. In school his grades were above average. He was not very popular and did not date. His only school activity was the computer club. He did not get into any trouble in school and has never been in trouble with the law.

Larry is the younger of two children in his family. His brother is a senior college student majoring in business. His parents were divorced when he was 10 years old, and he and his brother were raised by their mother, although they have stayed involved with their father. His mother works as a nursing assistant at a community hospital, and his father is a police officer.

Larry has had no prior mental health treatment. While still in the Army he experienced hallucinations and persecutory delusions. He had frequent suicidal ideation and on one occasion took a large number of aspirins in an apparent suicide attempt. Larry has no history of substance abuse.

Larry was somewhat agitated and had difficulty attending to the MMPI-2. However, breaking the test administration into several shorter sessions over a 2-day period resulted in successful completion of the test.

Larry's MMPI-2 Profile



MMPI®-2 Minnesota Multiphasic Personality Inventory®-2 Extended Score Report

Name: Larry
ID Number:
Age: 20
Gender: Male
Date Assessed: 10/19/1998

Reproduced by permission of the University of Minnesota Press. All rights reserved. “MMPI®” and “Minnesota Multiphasic Personality Inventory®” are registered trademarks of the Regents of the University of Minnesota.



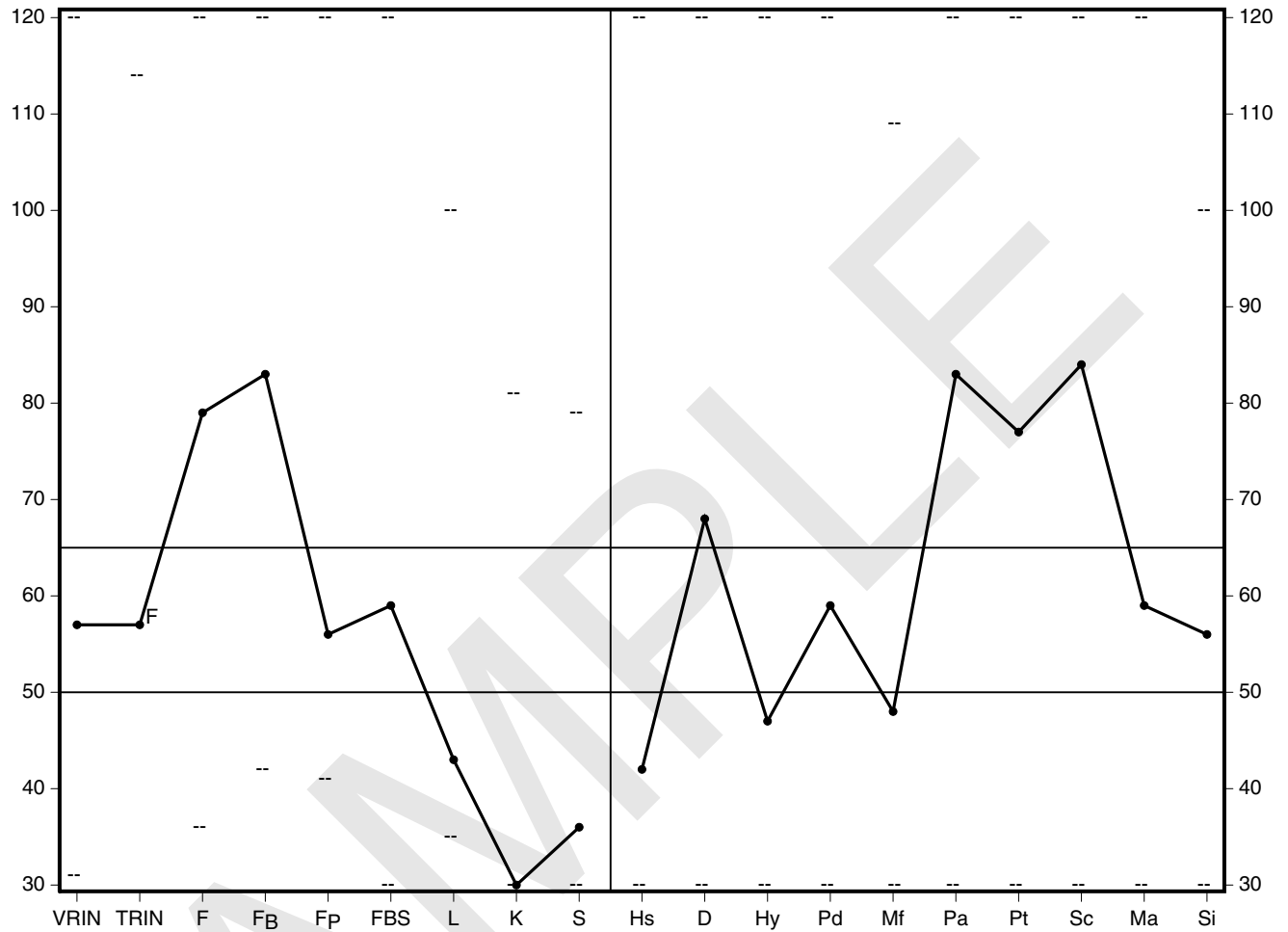
Copyright © 1989, 1994, 2000, 2003, 2006 by the Regents of the University of Minnesota. All rights reserved. Portions reproduced from the MMPI-2 test booklet. Copyright © 1942, 1943 (renewed 1970), 1989 by the Regents of the University of Minnesota. All rights reserved. Portions excerpted from the *MMPI-2 Manual for Administration, Scoring, and Interpretation, Revised Edition*. Copyright © 2001 by the Regents of the University of Minnesota. All rights reserved. Distributed exclusively under license from the University of Minnesota by NCS Pearson, Inc.

Warning: This report contains copyrighted material and trade secrets. The qualified licensee may excerpt portions of this output report, limited to the minimum text necessary to accurately describe their significant core conclusions, for incorporation into a written evaluation of the examinee, in accordance with their profession's citation standards, if any. No adaptations, translations, modifications, or special versions may be made of this report without prior written permission from Pearson.

Minnesota Multiphasic Personality Inventory and **MMPI** are registered trademarks of the University of Minnesota. **Pearson**, **PSI Design**, and **PsychCorp** are trademarks, in the US and/or other countries, of Pearson Education, Inc., or its affiliates.

[5.4 / 1 / QG]

MMPI-2 VALIDITY AND CLINICAL SCALES PROFILE



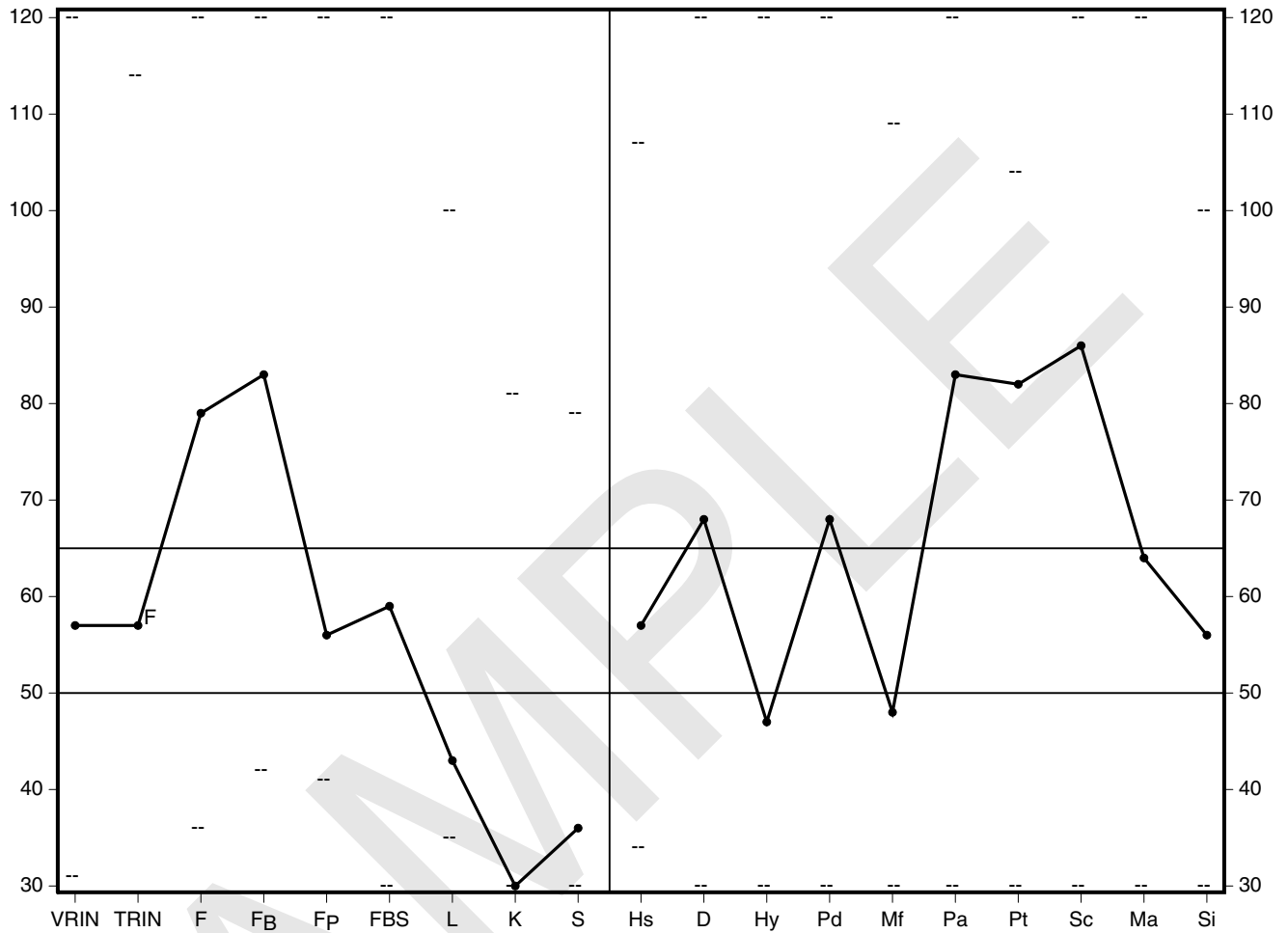
Raw Score:	7	8	14	10	2	15	2	6	13	7	27	20	25	25	19	33	40	23	30
K Correction:										3			2			6	6	1	
T Score (Plotted):	57	57F	79	83	56	59	43	30	36	42	68	47	59	48	83	77	84	59	56
Non-Gendered T Score:	58	57F	82	83	57	56	43	30	36	41	66	46	60		82	74	82	60	55
Response %:	100	100	100	100	100	100	100	100	100	100	100	100	100	100	100	100	100	100	100

Cannot Say (Raw):	0	Percent True:	58
F-K (Raw):	8	Percent False:	42
Welsh Code:	86"7'2+-490/531: F'+-/L:K#	Profile Elevation:	64.9

The highest and lowest T scores possible on each scale are indicated by a "--".

For information on FBS, see Ben-Porath, Y. S., & Tellegen, A. (2006). The FBS: Current Status, a report on the Pearson web site (www.pearsonassessments.com/tests/mmpi_2.htm).

MMPI-2 NON-K-CORRECTED VALIDITY/CLINICAL SCALES PROFILE



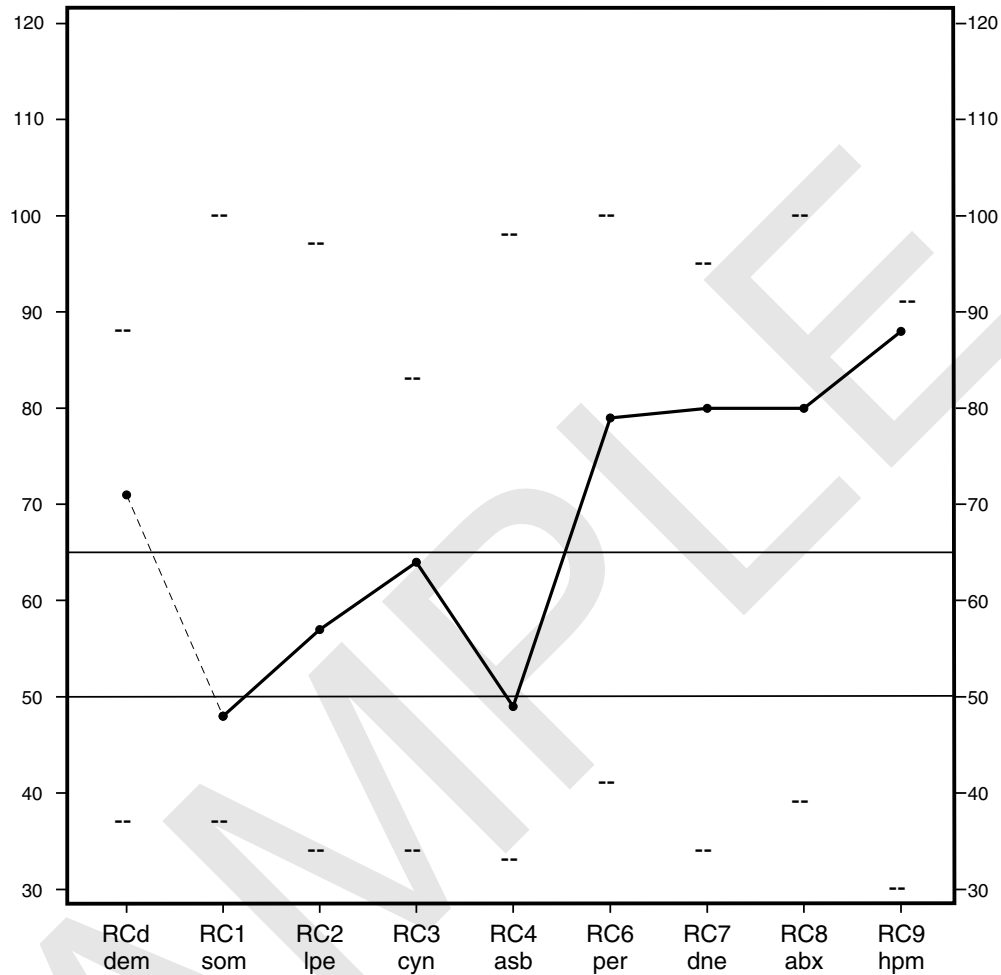
Raw Score:	7	8	14	10	2	15	2	6	13	7	27	20	25	25	19	33	40	23	30	
T Score (Plotted):	57	57F	79	83	56	59	43	30	36	57	68	47	68	48	83	82	86	64	56	
Non-Gendered T Score:	58	57F	82	83	57	56	43	30	36	55	66	46	69		82	79	85	65	55	
Response %:	100	100	100	100	100	100	100	100	100	100	100	100	100	100	100	100	100	100	100	
Cannot Say (Raw):	0		Percent True:		58															
Profile Elevation:	69.4		Percent False:		42															

The highest and lowest T scores possible on each scale are indicated by a "--".

Non-K-corrected T scores allow interpreters to examine the relative contributions of the Clinical Scale raw score and the K correction to K-corrected Clinical Scale T scores. Because all other MMPI-2 scores that aid in the interpretation of the Clinical Scales (the Harris-Lingoes subscales, Restructured Clinical Scales, Content and Content Component Scales, PSY-5 Scales, and Supplementary Scales) are not K-corrected, they can be compared most directly with non-K-corrected T scores.

For information on FBS, see Ben-Porath, Y. S., & Tellegen, A. (2006). The FBS: Current Status, a report on the Pearson web site (www.pearsonassessments.com/tests/mmpi_2.htm).

MMPI-2 RESTRUCTURED CLINICAL SCALES PROFILE



Raw Score:	15	2	6	11	5	8	18	10	27
T Score (plotted):	71	48	57	64	49	79	80	80	88
Non-Gendered T Score:	69	47	58	65	52	89	78	80	88
Response %:	100	100	100	100	100	100	100	100	100

The highest and lowest T scores possible on each scale are indicated by a "--".

LEGEND

dem= Demoralization

som= Somatic Complaints

lpe = Low Positive Emotions

cyn = Cynicism

asb = Antisocial Behavior

per = Ideas of Persecution

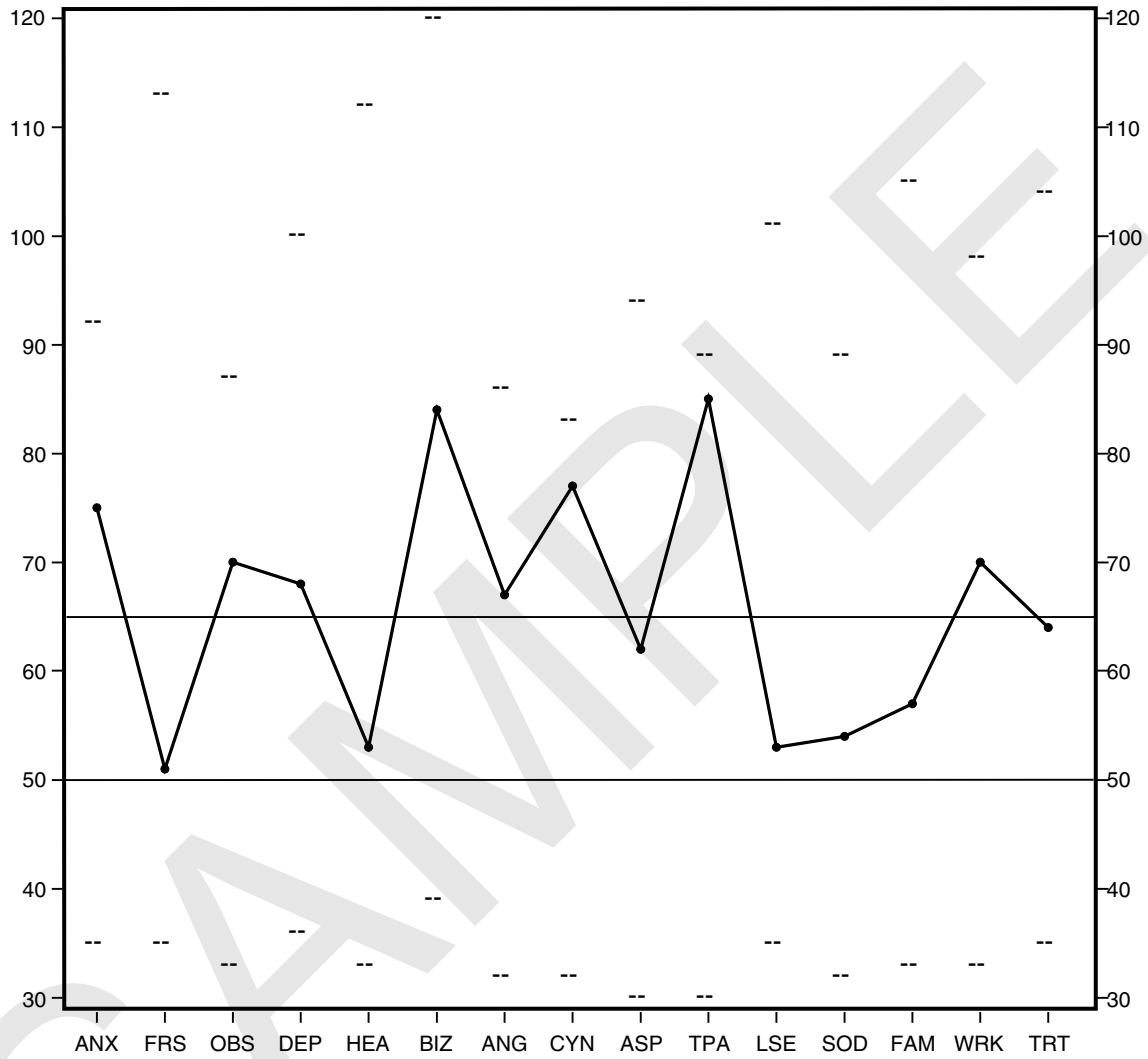
dne = Dysfunctional Negative Emotions

abx = Aberrant Experiences

hpm= Hypomanic Activation

For information on the RC scales, see Tellegen, A., Ben-Porath, Y.S., McNulty, J.L., Arbisi, P.A., Graham, J.R., & Kaemmer, B. 2003. The MMPI-2 Restructured Clinical (RC) Scales: Development, Validation, and Interpretation. Minneapolis: University of Minnesota Press.

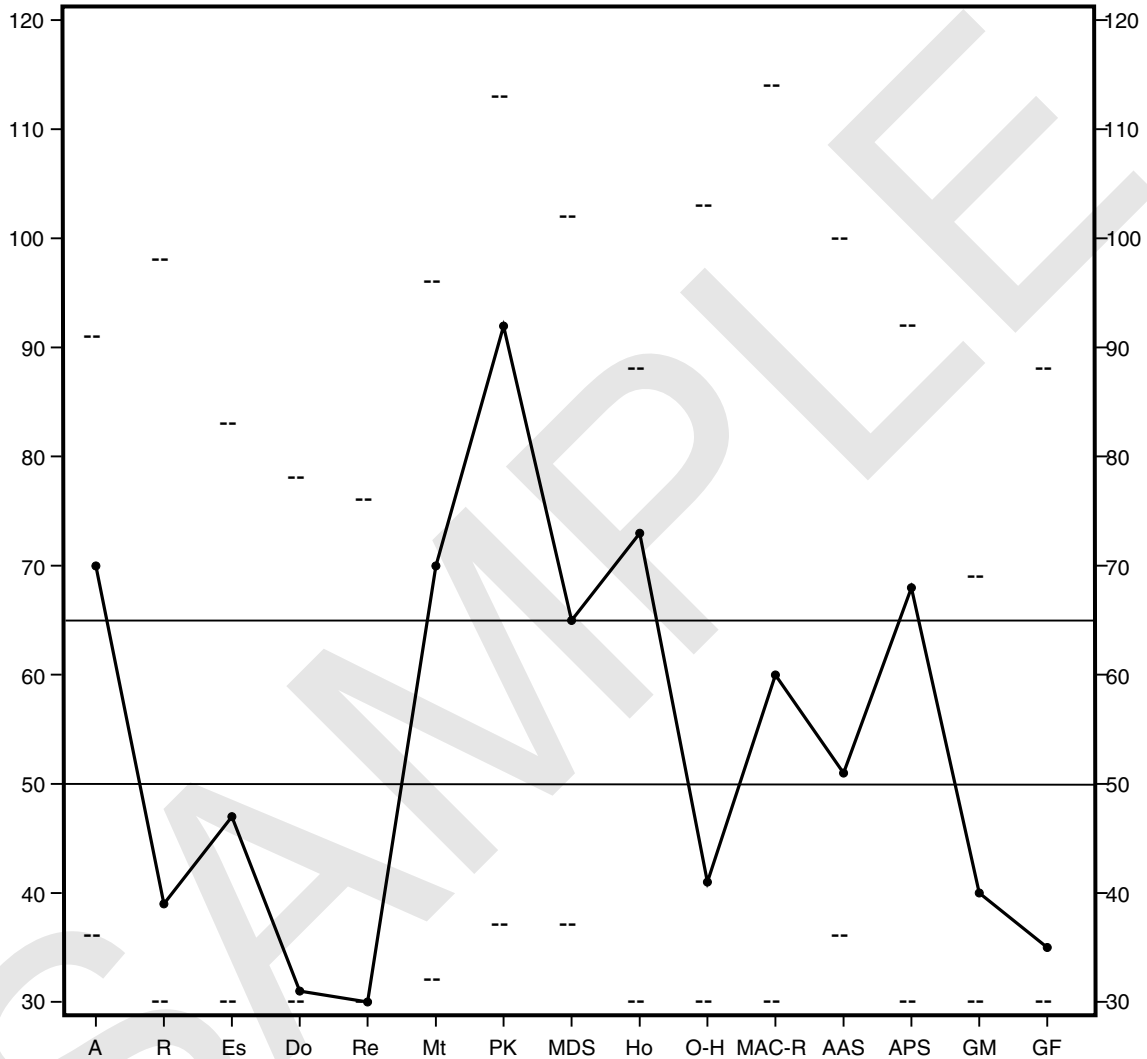
MMPI-2 CONTENT SCALES PROFILE



Raw Score:	16	4	11	14	6	12	11	21	13	18	5	10	8	18	10
T Score (plotted):	75	51	70	68	53	84	67	77	62	85	53	54	57	70	64
Non-Gendered T Score:	73	48	68	66	52	83	67	77	65	87	52	54	56	69	63
Response %:	100	100	100	100	100	100	100	100	100	100	100	100	100	100	100

The highest and lowest T scores possible on each scale are indicated by a "--".

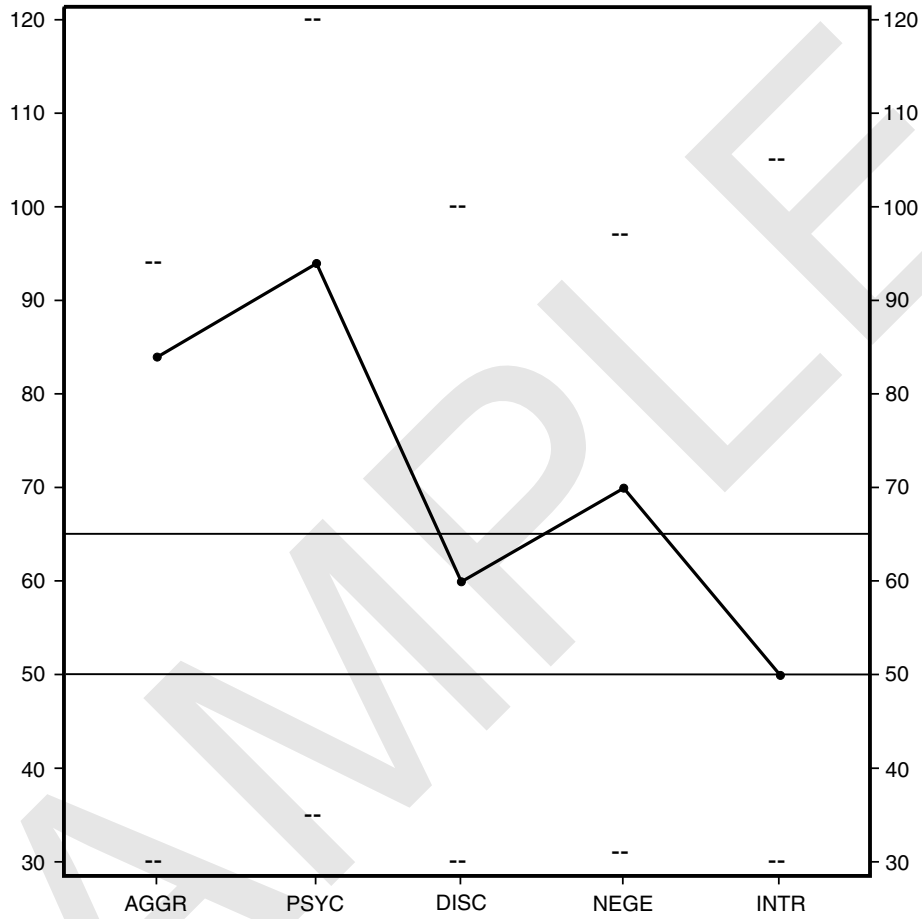
MMPI-2 SUPPLEMENTARY SCALES PROFILE



Raw Score:	24	10	36	11	8	24	33	6	38	10	25	3	30	33	21
T Score (plotted):	70	39	47	31	30	70	92	65	73	41	60	51	68	40	35
Non-Gendered T Score:	68	36	50	31	30	68	90	63	75	40	63	53	68	--	--
Response %:	100	100	100	100	100	100	100	100	100	100	100	100	100	100	100

The highest and lowest T scores possible on each scale are indicated by a "--".

MMPI-2 PSY-5 SCALES PROFILE



Raw Score:	16	17	18	20	11
T Score (plotted):	84	94	60	70	50
Non-Gendered T Score:	86	94	65	68	50
Response %:	100	100	100	100	100

The highest and lowest T scores possible on each scale are indicated by a "--".

ADDITIONAL SCALES

(to be used as an aid in interpreting the parent scales)

	Raw Score	T Score	Non-Gendered T Score	Resp %
Harris-Lingoes Subscales				
Depression Subscales				
Subjective Depression (D ₁)	18	79	77	100
Psychomotor Retardation (D ₂)	5	48	47	100
Physical Malfunctioning (D ₃)	3	51	50	100
Mental Dullness (D ₄)	11	91	90	100
Brooding (D ₅)	7	79	76	100
Hysteria Subscales				
Denial of Social Anxiety (Hy ₁)	1	34	35	100
Need for Affection (Hy ₂)	2	32	31	100
Lassitude-Malaise (Hy ₃)	9	79	77	100
Somatic Complaints (Hy ₄)	5	62	59	100
Inhibition of Aggression (Hy ₅)	0	30	30	100
Psychopathic Deviate Subscales				
Familial Discord (Pd ₁)	2	51	51	100
Authority Problems (Pd ₂)	5	60	64	100
Social Imperturbability (Pd ₃)	2	39	40	100
Social Alienation (Pd ₄)	11	87	87	100
Self-Alienation (Pd ₅)	9	77	77	100
Paranoia Subscales				
Persecutory Ideas (Pa ₁)	11	106	106	100
Poignancy (Pa ₂)	5	68	67	100
Naivete (Pa ₃)	1	32	31	100
Schizophrenia Subscales				
Social Alienation (Sc ₁)	10	80	78	100
Emotional Alienation (Sc ₂)	8	117	116	100
Lack of Ego Mastery, Cognitive (Sc ₃)	8	90	91	100
Lack of Ego Mastery, Conative (Sc ₄)	9	87	86	100
Lack of Ego Mastery, Defective Inhibition (Sc ₅)	6	82	80	100
Bizarre Sensory Experiences (Sc ₆)	6	70	69	100
Hypomania Subscales				
Amorality (Ma ₁)	2	50	52	100
Psychomotor Acceleration (Ma ₂)	8	63	64	100
Imperturbability (Ma ₃)	1	35	36	100
Ego Inflation (Ma ₄)	8	82	81	100
Social Introversion Subscales				
Shyness/Self-Consciousness (Si ₁)	8	59	58	100
Social Avoidance (Si ₂)	2	45	46	100
Alienation--Self and Others (Si ₃)	12	71	70	100

Content Component Scales	Raw Score	Non-Gendered		Resp %
		T Score	T Score	
Fears Subscales				
Generalized Fearfulness (FRS ₁)	2	62	58	100
Multiple Fears (FRS ₂)	2	45	42	100
Depression Subscales				
Lack of Drive (DEP ₁)	4	62	61	100
Dysphoria (DEP ₂)	4	74	69	100
Self-Depreciation (DEP ₃)	4	69	70	100
Suicidal Ideation (DEP ₄)	1	62	62	100
Health Concerns Subscales				
Gastrointestinal Symptoms (HEA ₁)	0	44	44	100
Neurological Symptoms (HEA ₂)	1	47	46	100
General Health Concerns (HEA ₃)	1	48	49	100
Bizarre Mentation Subscales				
Psychotic Symptomatology (BIZ ₁)	4	84	85	100
Schizotypal Characteristics (BIZ ₂)	7	86	86	100
Anger Subscales				
Explosive Behavior (ANG ₁)	4	64	67	100
Irritability (ANG ₂)	6	67	66	100
Cynicism Subscales				
Misanthropic Beliefs (CYN ₁)	13	69	70	100
Interpersonal Suspiciousness (CYN ₂)	8	71	73	100
Antisocial Practices Subscales				
Antisocial Attitudes (ASP ₁)	10	60	62	100
Antisocial Behavior (ASP ₂)	3	59	64	100
Type A Subscales				
Impatience (TPA ₁)	6	68	70	100
Competitive Drive (TPA ₂)	8	77	79	100
Low Self-Esteem Subscales				
Self-Doubt (LSE ₁)	3	54	54	100
Submissiveness (LSE ₂)	1	48	47	100
Social Discomfort Subscales				
Introversion (SOD ₁)	5	50	52	100
Shyness (SOD ₂)	4	58	57	100
Family Problems Subscales				
Family Discord (FAM ₁)	6	65	64	100
Familial Alienation (FAM ₂)	0	40	41	100

	Raw Score	T Score	Non-Gendered T Score	Resp %
Negative Treatment Indicators Subscales				
Low Motivation (TRT ₁)	3	60	58	100
Inability to Disclose (TRT ₂)	3	60	61	100

Uniform T scores are used for Hs, D, Hy, Pd, Pa, Pt, Sc, Ma, the content scales, the content component scales, and the PSY-5 scales. The remaining scales and subscales use linear T scores.

SAMPLE

*****NOTE: The final pages of this report display any items that were skipped or unscorable as well as any endorsed items that are part of a critical responses or critical items list. These sections include both the item number and content. The final page of the report includes the test taker's item level responses to every test item. These pages are not displayed in this book in order to maintain test security; however, redacted sample reports are available on the Pearson Assessments' website.*****

SAMPLE